



orchard™

Create a natural & sustainable timber play space



design
make
play
SutcliffePlay

A little bit about us...

We have been designing and manufacturing play equipment for over 60 years. We know how children like to play.



Orchard: designed for children's development

Orchard is a range of timber based clamber units, small and large tower units, swings and trim trails. All have been created to provide a combination of physical activity and challenge, social interaction and opportunities for learning.

Orchard incorporates how children like to climb in a safe way, how they want social spaces, and how they can be challenged to improve balance, strength and coordination. It is suitable for a wide age range, abilities and encourages inclusive play in any setting.

Orchard is primarily a natural product, the main component, the pine logs, are locally farmed from UK forests in a managed sustainable process that ensures the forests are always replenished.

The timber we use is between 20 and 25 years old, so by the time your play equipment is at the end of its life newly grown trees will be ready for your next play products.

All Orchard posts are pressure treated against wet rot, dry rot, and insect infestation. This is only

done after the posts have been cut and drilled to ensure that all exposed timber is fully treated.



Sustainability continues with the natural rubber components used in Orchard, they are made from latex which is milked in a sustainable way that does not damage the trees.



Natural & sustainable
Constructed from pine logs,
locally farmed from
UK forests

Joints

A unique joining system connects 2 logs together. Using rubber with a steel core it spaces the logs slightly apart, minimising the possibility of finger or clothing traps.

Protective Caps

A special rubber cap completely seals the ends of the posts and keeps out any moisture.

Climbing Wall

Small well-spaced grips make this a challenging traverse to the top and back down to the floor.

Flexi Rings

Individual flexible rubber hand rings provide a challenge that requires upper body strength.



Slide Bars

Ergonomic design gives an exhilarating curving ride from a high platform while ensuring good support for the child.



Ropes and Nets

Featured are simple balancing ropes through to challenging rope climbs. All rope work uses steel core rope so it cannot be cut and is extremely strong.

Protective Shoe

A unique aluminium shoe protects the base of the post once in the ground and ventilation holes help to keep the post dry.



Mammoth

A large unit with many challenges, great for children to play on together. Climbing to the higher platform is tough, whichever route is used but, once across the rope bridge, rewarded with an exhilarating slide down the double bannister rails where two users can race each other to the ground.

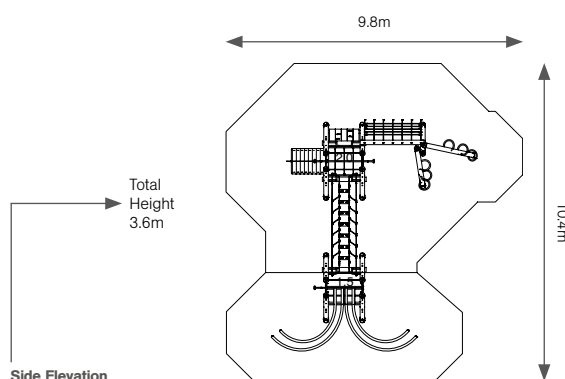
6



OTU101 Bark, Sand Fill OTW101 Rubber Surfacing

PRODUCT SPECIFICS

	Age Range 6 - 14 years
	Play Type Physical, Intellectual, Social, Imaginative, Challenging
	Installation Time 30 hours
	Heaviest Component 30kg
	Total Weight 760kg



SAFETY SURFACING Area 77m² Perimeter 38.3m HIC 1.5m/2.0m

FOR A FREE CONSULTATION AND A QUOTATION CALL 01977 653 200



DID YOU KNOW...?

all of our wooden offcuts go to a power station to be used as fuel.

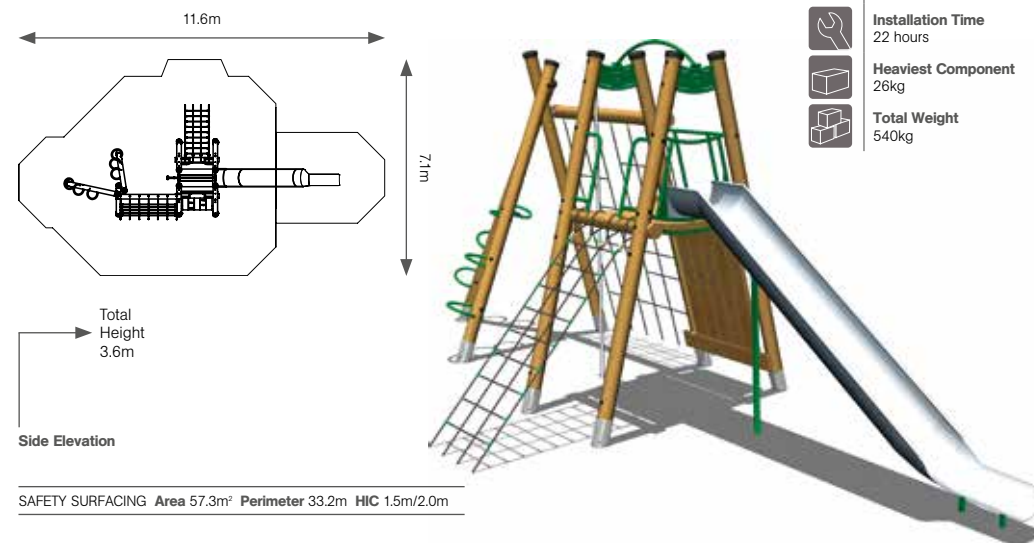


orchard™








Rex

An interesting Orchard unit with net climb challenges to either side. Starting at the post rings makes it difficult to get across the net climbing wall to the next platform, it can be tricky even when using the wooden climbing wall, but well worth it for the slide down to the ground.



OTU103 Bark, Sand Fill OTW103 Rubber Surfacing

PRODUCT SPECIFICS

	Age Range 6 - 14 years
	Play Type Physical, Intellectual, Social, Imaginative, Challenging
	Installation Time 22 hours
	Heaviest Component 26kg
	Total Weight 540kg






Sabre

Smaller than the Mammoth unit but still with a challenging climb to the higher platform. A sloping rope bridge requires balance to cross but once negotiated, there's a rewarding slide down the single bannister rail to the ground.



OTU102 Bark, Sand Fill OTW102 Rubber Surfacing

PRODUCT SPECIFICS

	Age Range 6 - 14 years
	Play Type Physical, Intellectual, Social, Imaginative, Challenging
	Installation Time 28 hours
	Heaviest Component 26kg
	Total Weight 640kg



DID YOU KNOW...?
there are over 100 species of pine trees worldwide






Toot & Slide

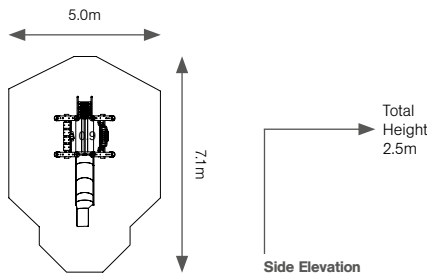
Stepping up to a low platform, users can look out using the binoculars, hide behind the wooden panel or play the music pipes, until they want to slide back down to the ground.



**OTU106 Bark, Sand Fill
OTW106 Rubber Surfacing**

PRODUCT SPECIFICS

-  **Age Range**
2 - 6 years
-  **Play Type**
Physical, Intellectual, Social, Imaginative, Challenging
-  **Installation Time**
12 hours
-  **Heaviest Component**
26kg
-  **Total Weight**
380kg



SAFETY SURFACING Area 28.5m² Perimeter 20.1m HIC 1.0m

Baby Mammoth

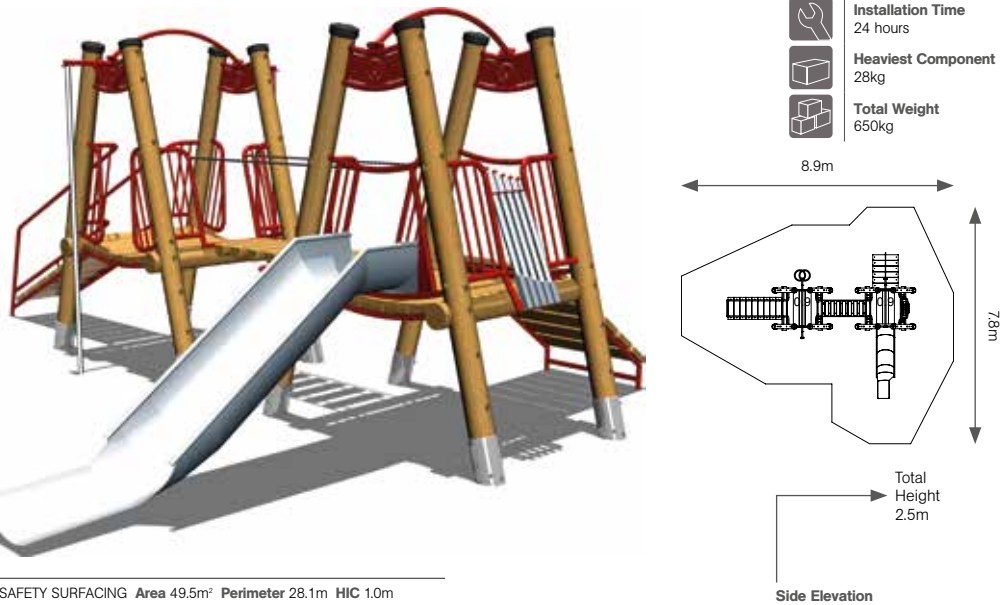
With activity panels ideal for younger children on a low level, this unit covers a broad toddler age range. Younger toddlers can happily use the panels while more confident toddlers can challenge themselves and climb the steps and cross the rope bridge that enables them to slide to the ground.



SAFETY SURFACING Area 31.2m² Perimeter 21.5m HIC 1.0m

Twin Peaks

Two low platforms connected by a rope bridge have wooden posts that create a mountainous feel. Both platforms have a selection of ways to climb or descend. Music pipes are fitted to one of the platforms for added play value.

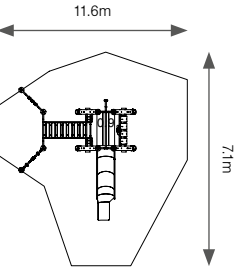


SAFETY SURFACING Area 49.5m² Perimeter 28.1m HIC 1.0m

OTU104 Bark, Sand Fill OTW104 Rubber Surfacing

PRODUCT SPECIFICS

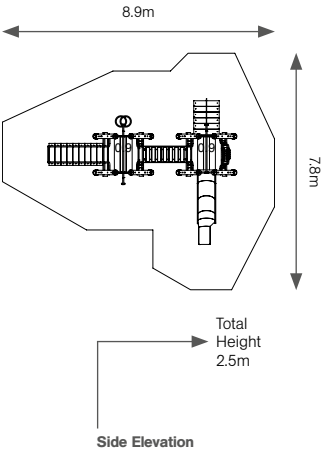
	Age Range 2 - 6 years
	Play Type Physical, Intellectual, Social, Imaginative, Challenging
	Installation Time 18 hours
	Heaviest Component 26kg
	Total Weight 480kg



OTU105 Bark, Sand Fill OTW105 Rubber Surfacing


PRODUCT SPECIFICS

	Age Range 2 - 6 years
	Play Type Physical, Intellectual, Social, Imaginative, Challenging
	Installation Time 24 hours
	Heaviest Component 28kg
	Total Weight 650kg



Tightrope Tangle

Ideal for a school playgrounds, a challenging rope hand rail is one of the main features of this tricky unit in our wooden play range. Tightrope Tangle requires balance and co-ordination skills to walk the perimeter and upper body strength to use the rope hand rail and negotiate the mid section across a tricky rope net.



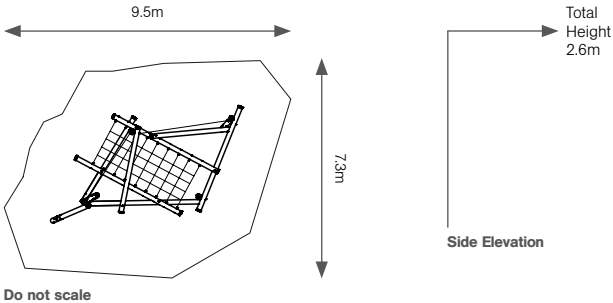
Play Value Elements

Physical / Locomotor, Balance & Co-ordination	7
Social (meeting)	1
Total Elements	8

ORU600 Bark, Sand Fill ORW600 Rubber Surfacing

PRODUCT SPECIFICS

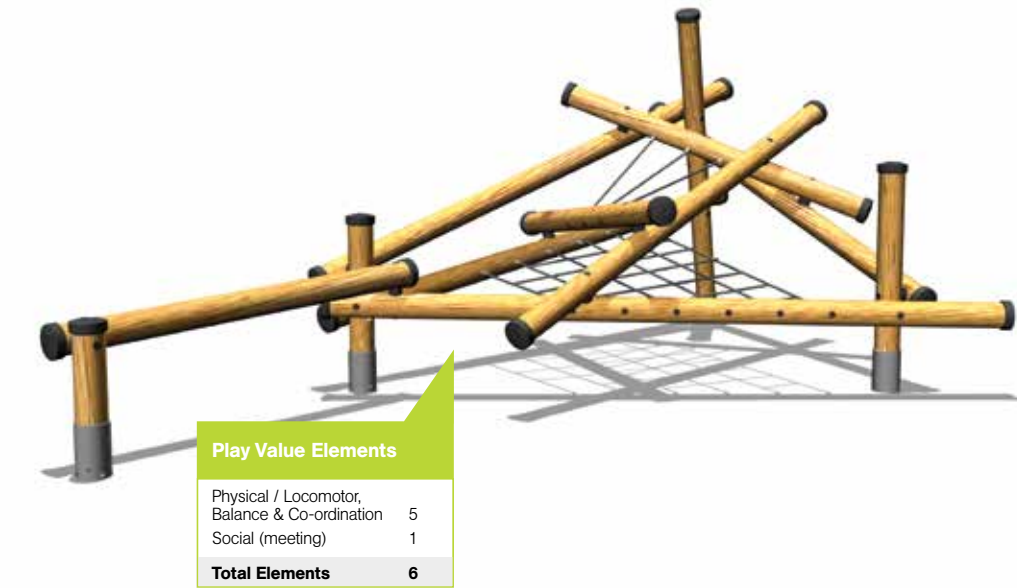
	Age Range 6 - 14 years
	Play Type Physical, Locomotor, Social & Imaginative, Challenging & Intellectual
	Installation Time 15 hours
	Heaviest Component 50kg
	Total Weight 420kg



SAFETY SURFACING Area 53.2m² Perimeter 27.9m HIC 1.7m/2.5m






Timber Tangle

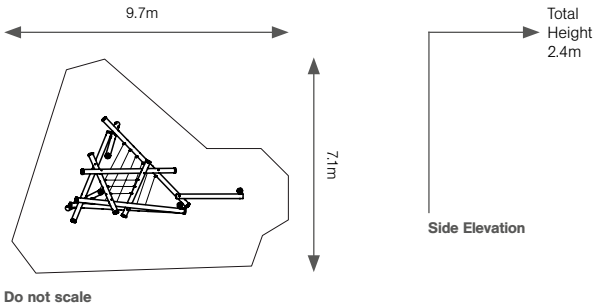
A Timber Tangle of inclined beams and ropes that requires balance, agility and full concentration to move across quickly. The three single ropes create a small tightrope section and the bottom net can become a social seating area to take a rest.



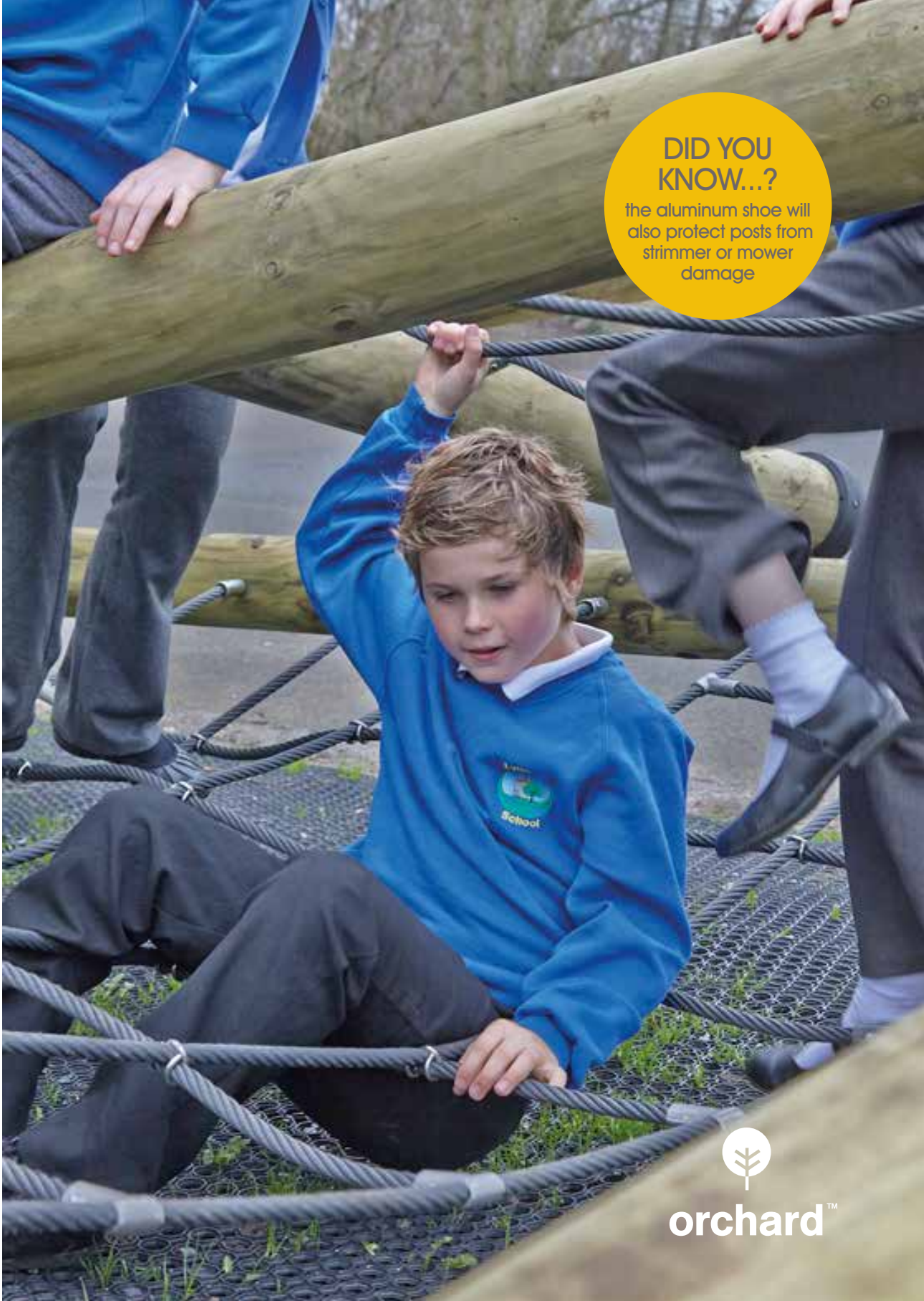
ORU300 Bark, Sand Fill ORW300 Rubber Surfacing

PRODUCT SPECIFICS

-  **Age Range**
6 - 14 years
-  **Play Type**
Physical, Social, Intellectual, Imaginative & Challenging
-  **Installation Time**
16 hours
-  **Heaviest Component**
50kg
-  **Total Weight**
450kg



SAFETY SURFACING Area 42.3m² Perimeter 26.7m HIC 1.8m



Trellis & Slide Bar Trellis

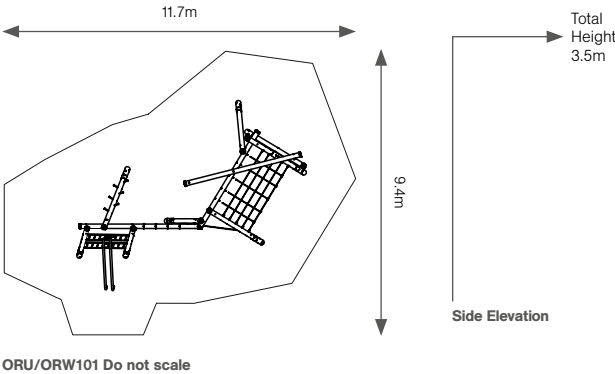
With or without slide bars the Trellis Tangle offers a wide range of play experiences from strenuous climbing and agility through to fun rides on the slide bars. Being a large, varied unit it keeps children interested for extended playing time.



Trellis
ORU100 Bark, Sand Fill
ORW100 Rubber Surfacing
Slide Bar Trellis
ORU101 Rubber Surfacing
ORW101 Bark, Sand Fill

PRODUCT SPECIFICS

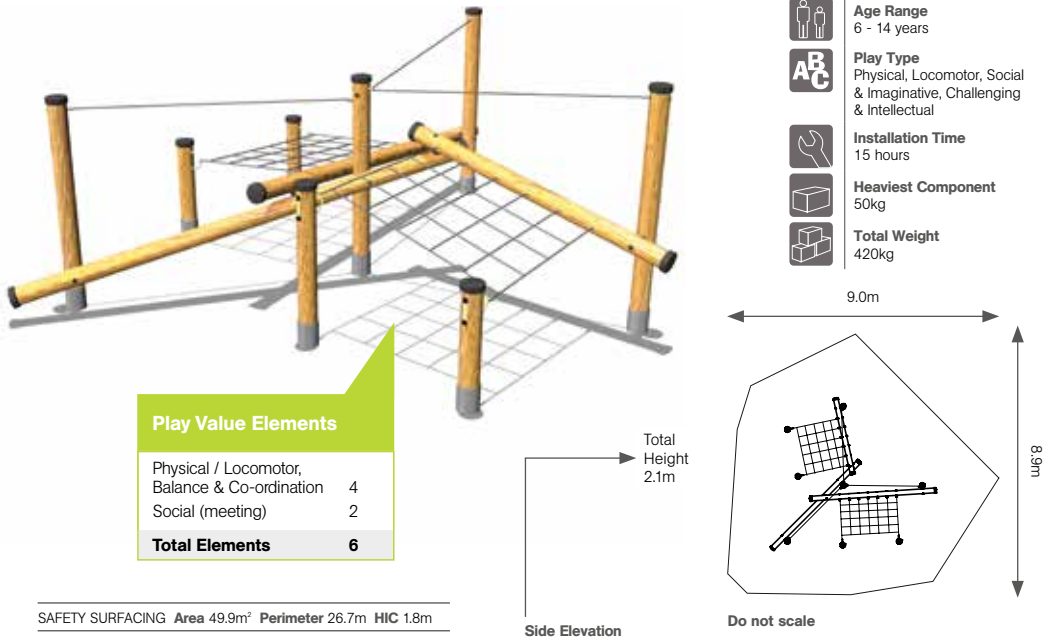
- Age Range**
6 - 14 years
- Play Type**
Physical, Intellectual, Imaginative, Social, Challenging
- Installation Time**
20 hours
- Heaviest Component**
50kg
- Total Weight**
800kg



TRELLIS SAFETY SURFACING Area 69.9m² Perimeter 32.7m HIC 3.0m **SLIDE BAR TRELLIS** SAFETY SURFACING Area 72.8m² Perimeter 40.9m HIC 3.0m

Twin Tangle

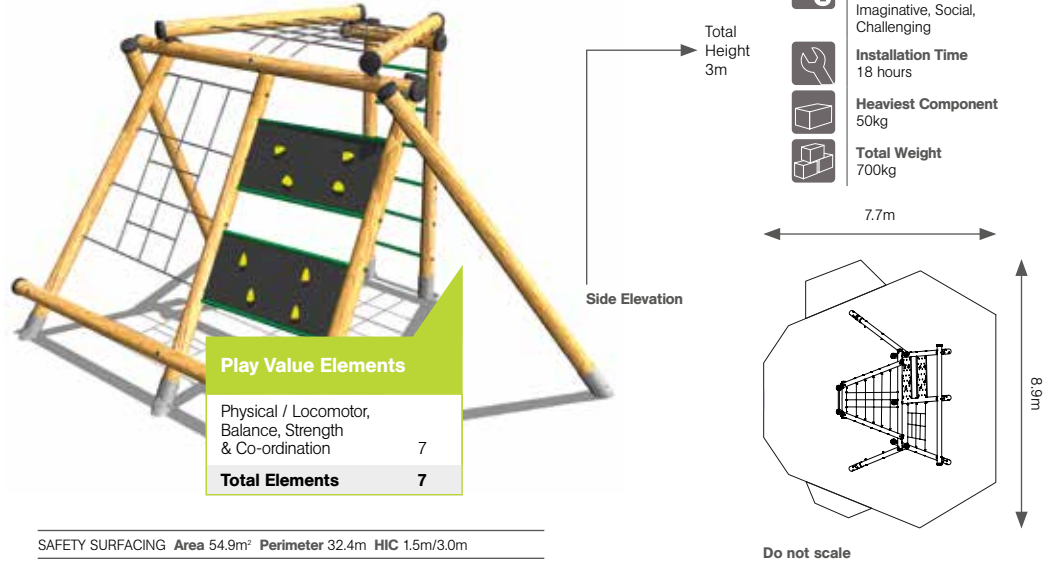
A low level unit with tight rope hand hold and two net balancing areas. A great social meeting unit with play value.



SAFETY SURFACING Area 49.9m² Perimeter 26.7m HIC 1.8m

Canopy

Climbing to the top of this unit you can take the easy way or the hard way, inching along the ropes at the top like a spider on a web will take courage and nerve. Alternatively take the ladder or climbing wall, but balance is still important.



SAFETY SURFACING Area 54.9m² Perimeter 32.4m HIC 1.5m/3.0m

ORU800 Bark, Sand Fill
ORW800 Rubber Surfacing

PRODUCT SPECIFICS

- Age Range**
6 - 14 years
- Play Type**
Physical, Locomotor, Social & Imaginative, Challenging & Intellectual
- Installation Time**
15 hours
- Heaviest Component**
50kg
- Total Weight**
420kg


ORU200 Bark, Sand Fill
ORW200 Rubber Surfacing

PRODUCT SPECIFICS

- Age Range**
6 - 14 years
- Play Type**
Physical, Intellectual, Imaginative, Social, Challenging
- Installation Time**
18 hours
- Heaviest Component**
50kg
- Total Weight**
700kg

Teepee

Teepee, can be a challenging wooden play unit where you can use one of three climbing sides to race to the top, or, it can be a simple den to 'hide out' in underneath. With a second net in the middle there is another 'den' level to sit on or use it to cross over to the other side.



ORU400 Bark, Sand Fill ORW400 Rubber Surfacing

PRODUCT SPECIFICS



Age Range
6 - 14 years



Play Type
Physical, Intellectual,
Social, Imaginative
& Challenging



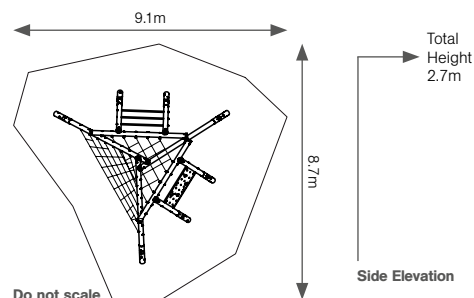
Installation Time
16 hours



Heaviest Component
30kg



Total Weight
780kg



SAFETY SURFACING Area 51.2m² Perimeter 27.3m HIC 2.5m

Play Value Elements

Physical / Locomotor,
Balance & Co-ordination 6
Social 1

Total Elements 7

Ropewalk Tangle

A tightrope bridge is one of the main features of this unit. Ropewalk Tangle has a challenging perimeter with different timber levels, there are hand and foot holds to help get started. Cross posts create a short cut, but without anything to hold onto it needs good balance and co-ordination skills.

ORU700 Bark, Sand Fill ORW700 Rubber Surfacing

PRODUCT SPECIFICS



Age Range
6 - 14 years



Play Type
Physical, Locomotor,
Social, Intellectual
& Imaginative



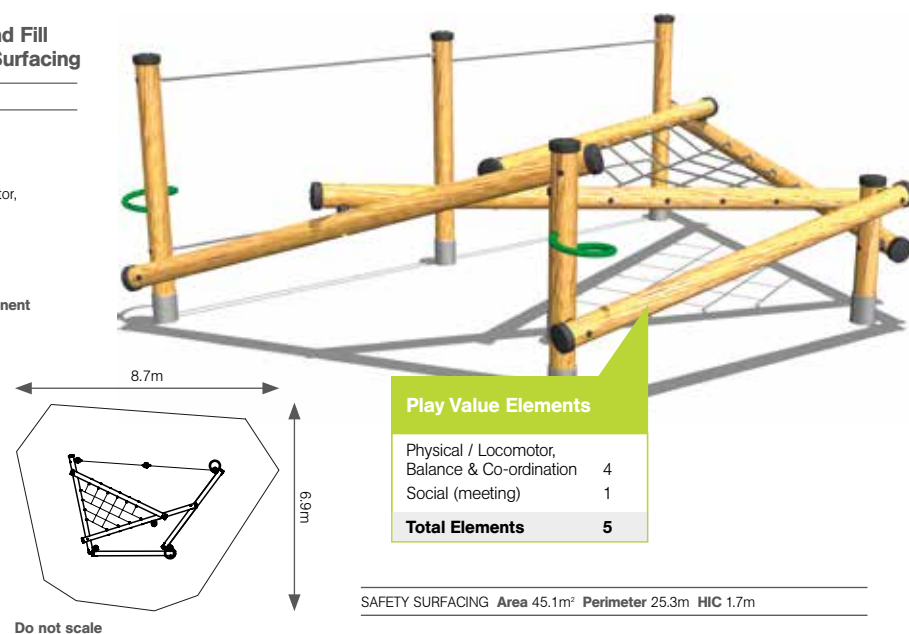
Installation Time
17 hours



Heaviest Component
50kg



Total Weight
450kg



Play Value Elements

Physical / Locomotor,
Balance & Co-ordination 4
Social (meeting) 1

Total Elements 5

SAFETY SURFACING Area 45.1m² Perimeter 25.3m HIC 1.7m

Total
Height
1.9m

Side Elevation

Do not scale



**DID YOU
KNOW...?**

the rubber cap has
a special pattern on to
help with grip when
climbing




orchard™



DID YOU KNOW...?
around 70% of the world's natural rubber is used in tyres

Climb & Glide

A popular 10m long glide forms the focal point for the Orchard Climb and Glide. Take the hard way to the glide using the climbing wall and flexi-rings or use the footholds and save your upper body strength for the glide. If you want you can always use the slide bars on descent.



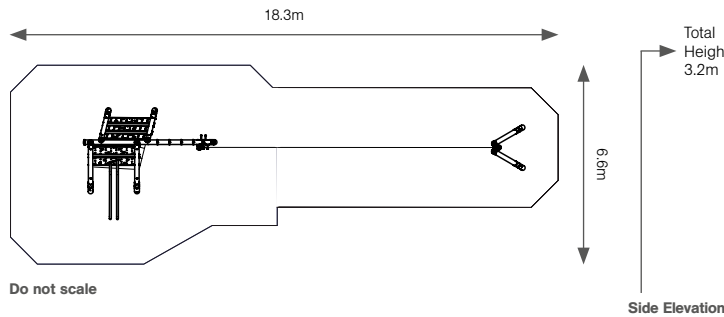
Play Value Elements

Physical / Locomotor, Balance & Co-ordination	6
Social	1
Total Elements	7

ORU500 Bark, Sand Fill ORW500 Rubber Surfacing

PRODUCT SPECIFICS

	Age Range 6 - 14 years
	Play Type Physical, Social, Imaginative, Challenging & Intellectual
	Installation Time 19 hours
	Heaviest Component 30kg
	Total Weight 600kg



SAFETY SURFACING Area 90.6m² Perimeter 46.4m HIC 1.0m/3.0m

Wooden Swings






Our wooden swing combinations are an addition to both our Orchard range and our swing range. Available in a 1.8m or 2.4m height, and the ability to hang two or four seats, all combinations are supplied complete with bumper seats and chains that can be changed to cradle, inclusive or pod seats if required.


All wooden swing combinations have a galvanised steel top bar, anti-wrap bearings, and our unique aluminium post protection shoe.

1.8m/2.4m Wooden Swing, Two Seats

OSB062 1.8m Swing
OSB082 2.4m Swing

PRODUCT SPECIFICS

	Age Range 1 - 10 years
	Play Type Physical, Locomotor, Social & Inclusive Play,
	Installation Time 3 hours
	Heaviest Component 20kg
	Total Weight OSB062 102kg OSB082 108kg








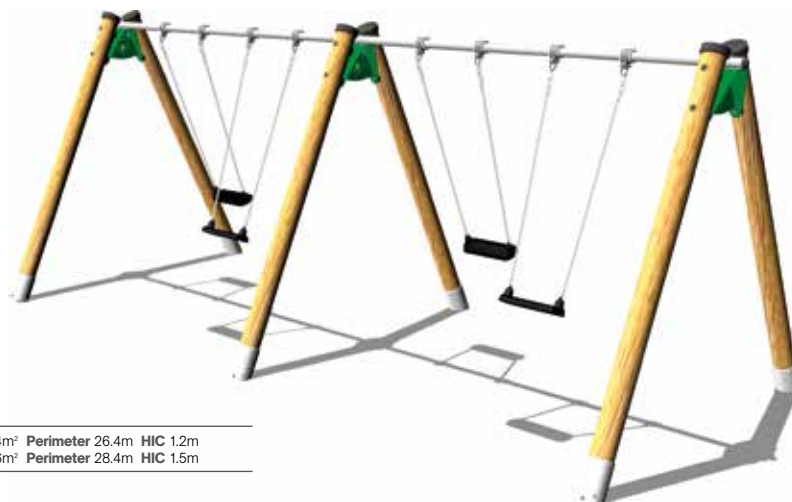
OSB062 SAFETY SURFACING Area 21m² Perimeter 20m HIC 1.2m
OSB082 SAFETY SURFACING Area 24m² Perimeter 22m HIC 1.5m

1.8m/2.4m Wooden Swing, Four Seats

OSB064 1.8m Swing
OSB084 2.4m Swing

PRODUCT SPECIFICS

	Age Range 1 - 10 years
	Play Type Physical, Locomotor, Social & Inclusive Play,
	Installation Time 4 hours
	Heaviest Component 30kg
	Total Weight OSB064 125kg OSB084 135kg



OSB064 SAFETY SURFACING Area 43.4m² Perimeter 26.4m HIC 1.2m
OSB084 SAFETY SURFACING Area 49.6m² Perimeter 28.4m HIC 1.5m








At Sutcliffe Play we are passionate about inclusive play, so as well as conventional seats, our swings can be fitted with inclusive swing seats. The nest swing is designed especially to take several young children and those with special needs. This inclusive swing seat, designed like bird's nest, enables children of all abilities to swing together. The seat is made of steel rope matting, with a padded rope ring around the edge.

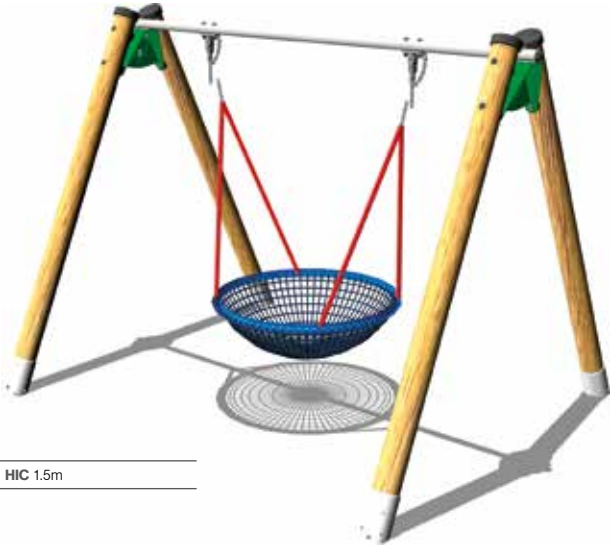
Opting for our wooden nest swing with two additional seats gives the option of further seat combinations. As well as the nest swing seat, this swing comes complete with bumper seats and chains that can be changed to our inclusive boat seat, cradle or pod seats if required.

2.4m Wooden Nest Swing

OSN080

PRODUCT SPECIFICS

- **Age Range**
N/A years
- **Play Type**
Physical, Locomotor,
Social & Inclusive
Play,
- **Installation Time**
3 hours
- **Heaviest Component**
30kg
- **Total Weight**
135kg








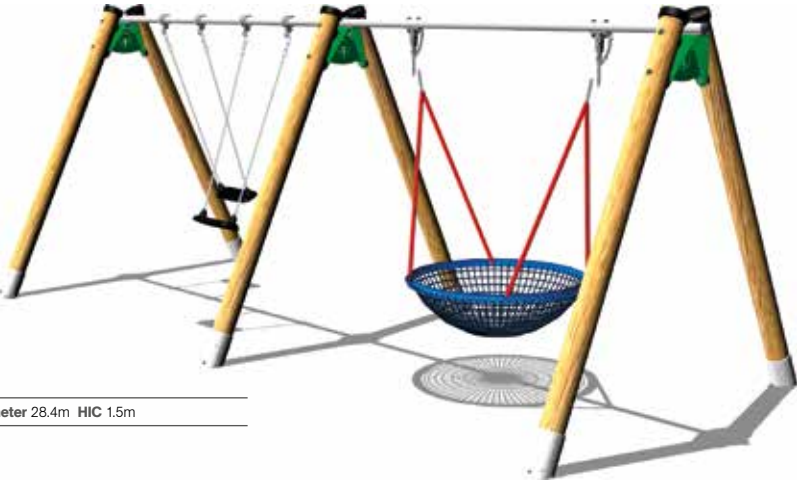
SAFETY SURFACING Area 21m² Perimeter 20m HIC 1.5m

2.4 Wooden Nest Swing, Two Seats

OSN083

PRODUCT SPECIFICS

- **Age Range**
4 - 10 years
- **Play Type**
Physical, Locomotor,
Social & Inclusive
Play,
- **Installation Time**
4 hours
- **Heaviest Component**
30kg
- **Total Weight**
152kg




SAFETY SURFACING Area 49.6m² Perimeter 28.4m HIC 1.5m



Tangle Trail 1

Our wooden trim trail equipment is designed to create challenging circuits and courses mixing balancing, climbing, traversing and sport activities. Use a standard configuration or create your own using the wooden trim trail elements. When designing your play trail try to provide a range of challenge and activity. A mixture of balancing, climbing, traversing and sport activities will result in a more exciting trail with a breadth of challenge.

ORU080 Bark, Sand Fill
ORW080 Rubber Surfacing



Play Value Elements	
Physical / Locomotor, Balance & Co-ordination	6
Total Elements	6

Tangle Trail 2

ORU081 Bark, Sand Fill
ORW081 Rubber Surfacing



Play Value Elements	
Physical / Locomotor, Balance & Co-ordination	5
Total Elements	5

Tangle Trail 3

ORU091 Bark, Sand Fill
ORW091 Rubber Surfacing



Play Value Elements	
Physical / Locomotor, Balance & Co-ordination	5
Total Elements	5

Tangle Trail 4

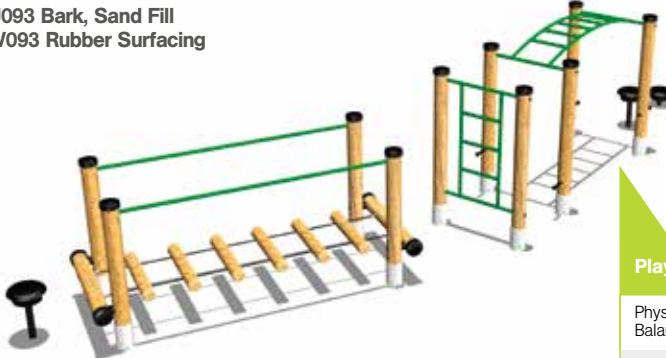
ORU092 Bark, Sand Fill
ORW092 Rubber Surfacing



Play Value Elements	
Physical / Locomotor, Balance & Co-ordination	5
Total Elements	5

Tangle Trail 5


ORU093 Bark, Sand Fill
ORW093 Rubber Surfacing



Play Value Elements	
Physical / Locomotor, Balance & Co-ordination	5
Total Elements	5

Tangle Trail 6

ORU094 Bark, Sand Fill
ORW094 Rubber Surfacing



Play Value Elements	
Physical / Locomotor, Balance & Co-ordination	6
Total Elements	6

Tangle Trail Components

Consider the age group intended to use your trail. Younger children may prefer more play orientated activities at lower levels rather than more sporty elements requiring strength and co-ordination. Remember to allow for the appropriate space between items.



Balance Walk
ORU005 Bark, sand fill
ORW005 Rubber surfacing



Incline Balance Walk
ORU010 Bark, sand fill
ORW010 Rubber surfacing



Rope Walk
ORU015 Bark, sand fill
ORW015 Rubber surfacing



Inclined Balance Weave
ORU020 Bark, sand fill
ORW020 Rubber surfacing



Drop Rope Traverse
ORW025 Rubber surfacing



Tarzan Traverse
ORU030 Bark, sand fill
ORW030 Rubber surfacing



Chin Up Bar
ORU035 Bark, sand fill
ORW035 Rubber surfacing



Jungle Bridge
ORU040 Bark, sand fill
ORW040 Rubber surfacing



Rope Bridge
ORU045 Bark, sand fill
ORW045 Rubber surfacing



Burma Bridge
ORU050 Bark, sand fill
ORW050 Rubber surfacing



Ladder Wall
ORU055 Bark, sand fill
ORW055 Rubber surfacing



Monkey Bars
ORU060 Bark, sand fill
ORW060 Rubber surfacing



Inclined Monkey Bars
ORU065 Bark, sand fill
ORW065 Rubber surfacing



DZA175 Stepping Pod